

# INSTRUCTION FOR USE

## Transparent Dressing

**Product name:** Transparent Dressing

### Type&Size

4.4cm×4.4cm	5cm×5cm	5cm×5.7cm
5cm×6cm	5.4cm×6.4 cm	5 cm×7.5 cm
5 cm×8 cm	5 cm×4 cm	6 cm×6 cm
6.5 cm×6.5 cm	6 cm×7 cm	6 cm×8 cm
6 cm×9 cm	6 cm×10 cm	6.5 cm×10 cm
6 cm×8.5 cm	7 cm×7 cm	7 cm×8 cm
7 cm×9 cm	7 cm×10 cm	7.5 cm×7.5 cm
7.5 cm×10 cm	8 cm×8 cm	8 cm×9 cm
8 cm×10 cm	8 cm×12 cm	8.5 cm×10.5 cm
8.5 cm×11.5 cm	9 cm×9 cm	9 cm×10 cm
9 cm×12 cm	9 cm×15 cm	9 cm×20 cm
9 cm×25 cm	9 cm×30 cm	10 cm×10 cm
10 cm×10.5 cm	10 cm×12 cm	10 cm×15 cm
10 cm×20 cm	10 cm×25 cm	10 cm×11.5 cm
10 cm×30 cm	10 cm×35 cm	10 cm×14 cm
11 cm×14 cm	15 cm×15 cm	15 cm×20 cm
15 cm×25 cm	15 cm×30 cm	15 cm×35 cm
15 cm×40 cm	15 cm×45 cm	20 cm×20 cm
20 cm×25 cm	20 cm×30 cm	20 cm×35 cm
20 cm×40 cm	30 cm×30 cm	30 cm×40 cm
40 cm×40 cm	40 cm×50 cm	45 cm×60 cm

### Product Structure and Composition

It is composed of polyurethane film coated with acrylic adhesive and backing paper.

### Range of Application

It is used for fixing catheters or other puncture instruments, protection of puncture site and daily dressing change.

### Method of Use

**Use for wound protection and daily dressing changes:**

1. Clean and disinfect the wound and the surrounding skin;
2. Remove the backing on one side and apply the dressing to the wound.
3. Smooth the dressing on the wound and remove the backing paper on the other side.
4. Lift one corner and gently peel it off along the skin while changing the dressing.

**Use for fixing catheters or other puncture instruments:**

1. After cleaning and disinfecting the puncture site, take out the dressing from

the sterilization package;

2. Peel off the release paper to reveal the glue surface;
3. Apply the adhesive surface to the puncture site and gently smooth it from the middle to the sides to cover the puncture point and fix the catheter;
4. Peel off the release paper.







## Precautions

1. Do not use if the package is open or damaged.
2. This product is disposable sterile products and cannot be reused.
3. Use within the product validity period.
4. The products shall be disposed of as medical waste after use to avoid pollution.
5. In case of skin redness or allergy, please stop using immediately.

## Storage

It is recommended to store in a cool, dry, ventilated, non-corrosive gas environment, away from fire sources and combustible materials.

## Symbols On Labeling Recautions

	Method of sterilization: Ethylene Oxide
	Do not reuse
	Do not use the damaged package
	See Instructions For Use
<b>LOT</b>	Batch number
	Date of Manufacture
	Use by-year and month

**Shelf Life : 3 years**

**Manufacture Date : Refer to inner box**

## Manufacturer

SLK Medical Material (Tianchang) Co., Ltd.  
No. 33, Zhenglong Road, Qinlan Town  
Industrial Park, Tianchang City, Anhui  
Province 239300, P.R.China

**Tel:** 0512-67339692